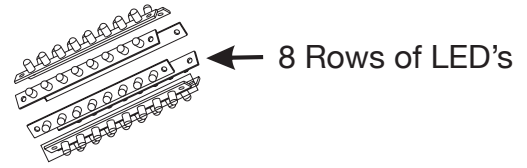


American DJ® B6R LED

Thank you for purchasing the B6R LED Beacon by American DJ®. Please read the user instructions before using your new B6R LED.

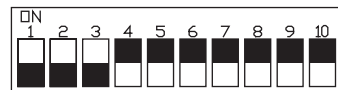
Specifications:	
Power Supply:	120V
Power Consumption:	25W Max
Weight:	1.85 lbs/0.84Kgs
Dimensions:	7.2" x 6.85" x 6.85"



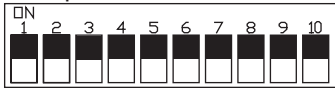
Dipswitches 1 - 7 allow you to control the rotation speed. When dipswitches 1-6 are in the Off position and dipswitch 7 is in the On position, the rotation speed will be at the maximum speed



When dipswitches 1-3 are all in the Off position, and dipswitches 4-7 are in the On position, the rotation speed will be at medium speed.

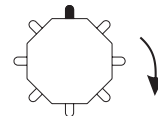


When dipswitches 1-7 are all in the On position, the rotation speed will be at the slowest.

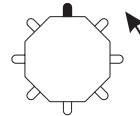


Dipswitches 8 - 10 allow you to select a program and the rotation direction.

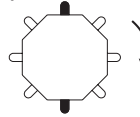
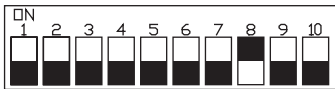
For single bar clockwise rotation put dipswitches 8 & 9 in the On positions and dipswitch 10 in the Off position.



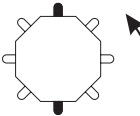
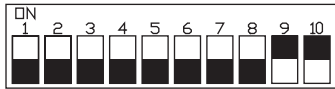
For single bar counter clockwise rotation put dipswitches 8 & 10 in the On positions and dipswitch 9 in the Off position.



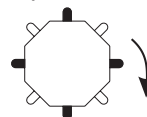
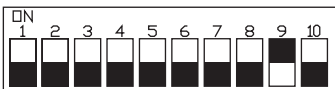
For two opposite rows clockwise rotation put dipswitch 8 in the On position and dipswitches 9 & 10 in the Off positions.



For two opposite rows counter clockwise rotation put dipswitches 9 & 10 in the On positions and dipswitch 8 in the Off position.



For four opposite rows clockwise rotation put dipswitch 9 in the On position and dipswitches 8 & 10 in the Off position.



To turn all LED's full on put dipswitch 10 in the On positions and dipswitches 8 & 9 in the Off position.

To turn all LED's off dipswitches 8, 9, & 10 must be either in the On or Off positions.

Caution! No user serviceable parts inside do not attempt repairs. In the event your B6B LED should fail, contact *AmericanDJ*®.

Customer Support: American DJ® provides a toll free customer support line, to provide set up help and to answer any question should you encounter problems during your set up or initial operation. You may also visit us on the web at www.americandj.com for any comments or suggestions. Service Hours are Monday through Friday 9:00 a.m. to 5:00 p.m. Pacific Standard Time.

Voice: (800) 322-6337 Fax: (323) 582-2941 E-mail: support@americandj.com

The B6B LED carries a 1 year (365 days) limited warranty. Please fill out the enclosed warranty card to validate your purchase. All returned service items whether under warranty or not, must be freight pre-paid and accompany a return authorization (R.A.) number. If the remote is under warranty you must provide a copy of your proof of purchase invoice. Please contact American DJ® customer support for a R.A. number.